



Features

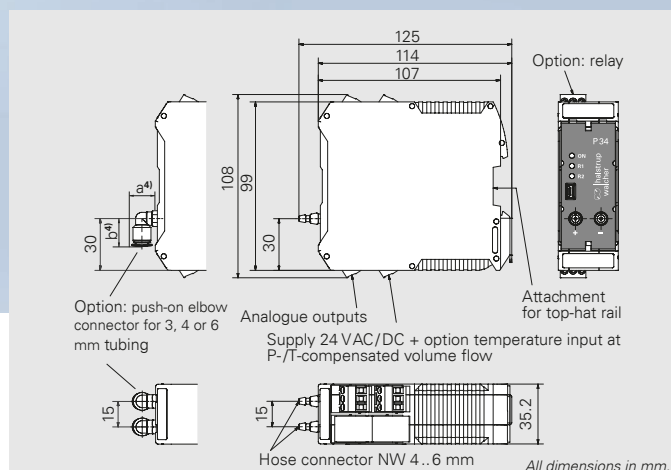
- » Differential pressure transmitter with very small dimensions – ideal for control cabinet installation
- » Zero-point correction prevents zero-point drift
- » Built-in valve provides a high level of overpressure protection
- » Volume flow can be configured via k-factor, dP_{\max}/V_{\max} or 20 individual values
- » USB interface: via PC-software scaling, characteristic line form and many other parameters can be set
- » Free software available at www.halstrup-walcher.de/en/software
- » Delivery possible already completely integrated into the control cabinet (on request)

Optional

- » P-/T-compensated volume flow (temperature analogue input and internal stat. pressure sensor)
- » with relay
- » with push-on elbow connector

Measurement ranges (also \pm measurement ranges) others available upon request	10/50/100/250/500 Pa 1/2.5/5/10/20/50/100 kPa freely scalable from 10...100 % within a measurement range
Measurement accuracy ¹⁾	± 0.2 % FS measurement range ≤ 25 kPa or ± 0.5 % FS
Temperature coefficient span	max. 0.03 %/K
Temperature coefficient zero point	± 0 %/K (cyclical/manual zero-point correction)
Max. system pressure/ Overload capacity	400 kPa measurement ranges ≥ 2.5 kPa 200 x measurement ranges < 2.5 kPa
Medium	air, all non-aggressive and non-flammable gases
Step response time (T63) (Time constant)	25 ms...60 s (adjustable)
Rated temperature range	10...50 °C
Storage temperature	-10...70 °C
Power consumption	approx. 6 VA
Weight	approx. 450 g
Connections	pluggable screw terminals (connection capacity 0.25...2.5 mm ²)
Power supply	24 VAC/DC ± 10 %
Interface	USB 2.0 Full-Speed Slave (Mini USB)
IP rating	IP20
Certificates	CE/UKCA

¹⁾ FS: Full Span - measuring range plus ± 0.3 Pa for measuring range end values ≤ 1.5 kPa



⁴⁾ Elbow connector	a	b
3 mm	10.5	11
4 mm	11.5	15.7
6 mm	14.0	16.3

Order code	A	B	C	D	E	F	G
P 34							

Output signal ²⁾ (linear / root extracted)	A
0...10 V ($R_L \geq 2$ k Ω)	1
0...20 mA ($R_L \leq 500$ Ω)	0
4...20 mA ($R_L \leq 500$ Ω)	4

²⁾ output signals can be configured freely

Measurement range	B
Measurement range e.g. 0...10 Pa, -10...50 mbar, ± 100 mmHg (etc.)	
Measurement accuracy	C
± 0.2 % FS ³⁾	2
± 0.5 % FS	5

³⁾ for measurement ranges ≤ 25 kPa

Contact points	D
none	0
2 relays, max. 230VAC, 6A	2

Additional feature	E
Standard	A
P-/T-compensated volume flow	B

Pressure connection	F
Barbed fitting NW 4/6 mm	0
Push-on elbow connector 3 mm	W3
Push-on elbow connector 4 mm	W4
Push-on elbow connector 6 mm	W6

Calibration certificate	G
none	0
Factory calibration	I
Calibration according to DKD-R 6-1	D

Can be pre-set on request:

Time constant, relay parameter,
analogue output root-extracted/linear,
deactivation of the cyclic zeroing

Accessories: USB cable



Measured data for P-/T-compensated volume flow (optional)

Measured range absolute pressure	200 kPa
Accuracy absolute pressure	± 2.0 % FS
Temperature input	4...20 mA, $R_L = 130$ Ω Temperature range freely scalable



Accessories and software

Accessories

Connection parts

Order no.

Silicone tubing ID 5 mm, AD 9 mm, red
(please state length required)

9601.0160

Silicone tubing ID 5 mm, AD 9 mm, blue
(please state length required)

9601.0161

Norprene tubing ID 4,8 mm, AD 8 mm, black
(please state length required)


9061.0132

Y-piece for tubing, NW 5mm

9601.0171

Pressure connections

You can also obtain numerous customized pressure connections from us, e.g. various cutting ring fittings or hose nozzles.





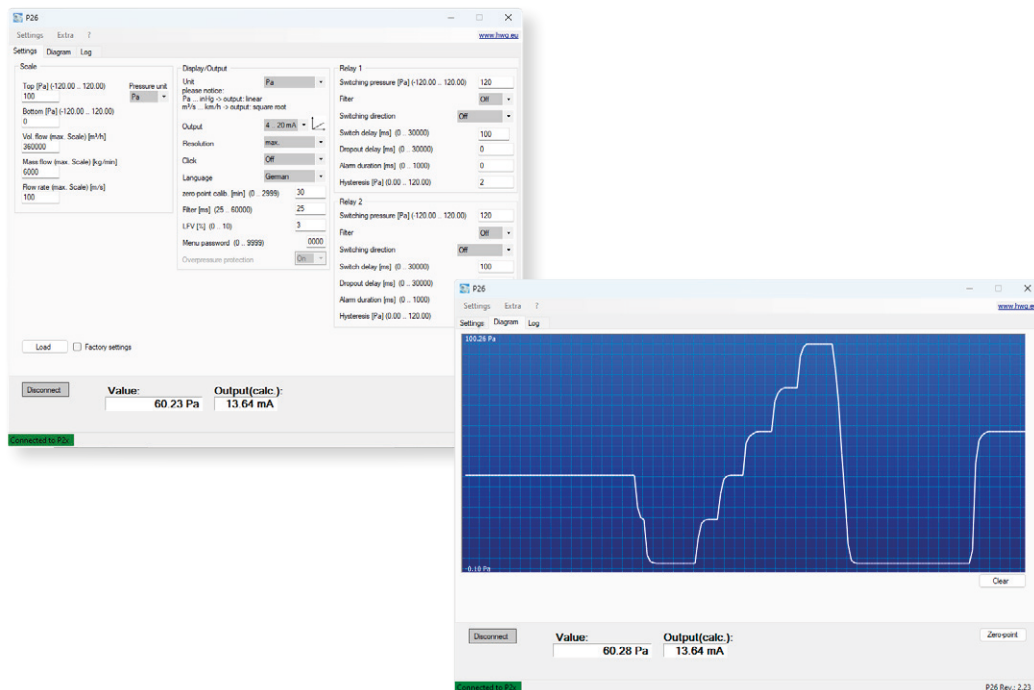
Application software

You can set the parameters for our instruments or monitor and record measurements using a PC via a USB or RS232 interface. These features are supported by our free user software. This also allows you to transfer your settings to other devices by saving and reusing them.

Our user software is compatible with the following pressure transmitters: P 26.2, P 34 and P 29.2.

You can download the software here:

www.halstrup-walcher.de/en/software



Calibration services

You can also have our devices tested and confirmed in our accredited calibration laboratory in accordance with DKD-R 6-1 or as a factory calibration. Our trained experts will be happy to advise you on the calibration of our pressure measurement devices. Recalibration of third-party devices that are included in our scope of accreditation is also possible. If required, we offer adjustment for pressure measurement products manufactured by halstrup-walcher. In addition, we offer you further services within the scope of calibration, please contact us.

You can find more information at: www.halstrup-walcher.de/en/products/calibration.php



To place your order, please call us at

+49 7661 3963-0 or email us at

info@halstrup-walcher.com.

For additional contacts, please visit

www.halstrup-walcher.de/en/contact